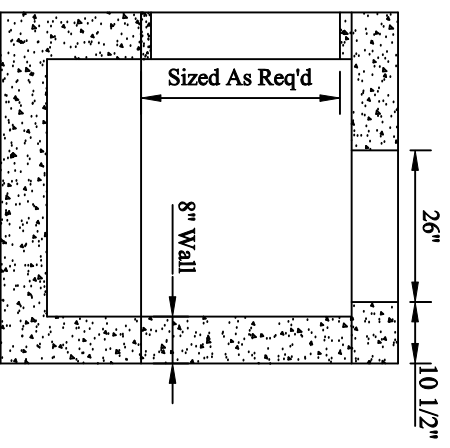
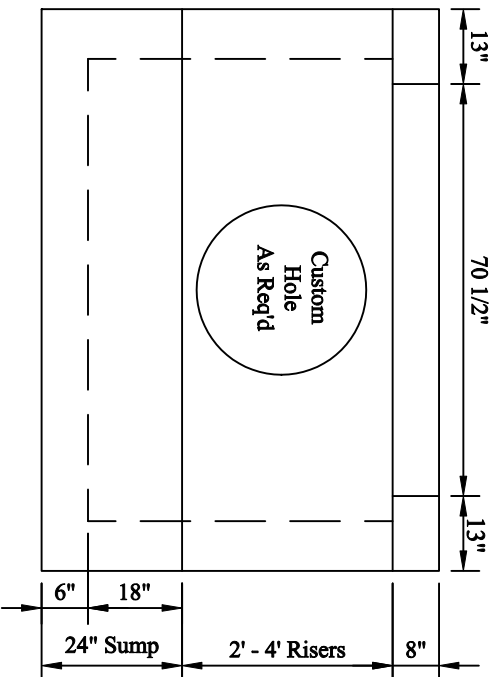
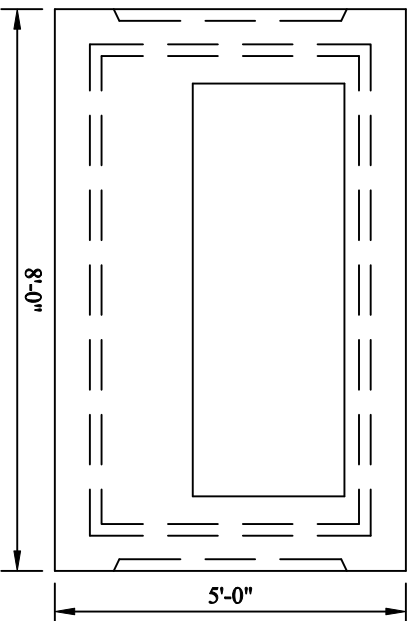


Catch Basins

Connecticut State Highway Department
Standard Double Type 2 – 8" wall



- NOTES:
1. Minimum Concrete Compressive Strength: 4,000 PSI @ 28 Days.
 2. Design Loading: AASHTO HS-20.
 3. Materials meet or exceed ASTM C478 and CTDOT Specifications.
 4. Steel reinforced as required.
 5. Approximate weights:

Slab top corbel.....	2,100 lbs.
Riser/v.f.f.	2,140 lbs.
18" sump.....	5,750 lbs.