



Connecticut Precast Corp.

Manufacturers of Concrete Products

555 Fan Hill Road, Monroe, CT 06468
Telephone (203) 268-8688 Fax (203) 452-1007

www.ctprecast.com

Pump Chamber

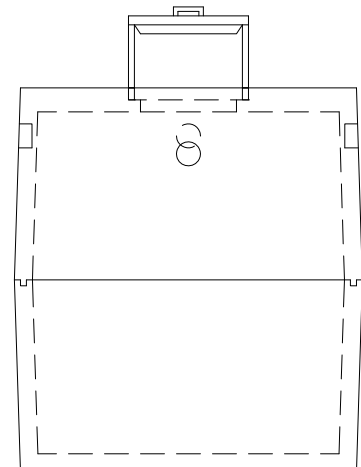
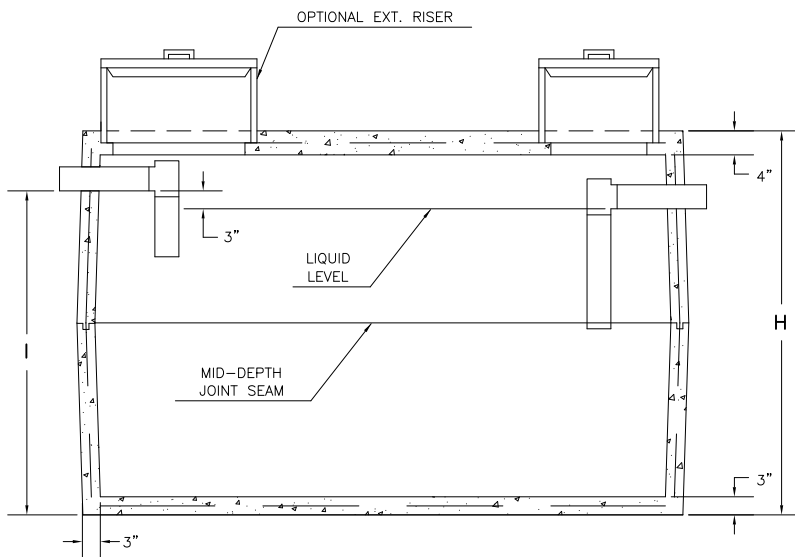
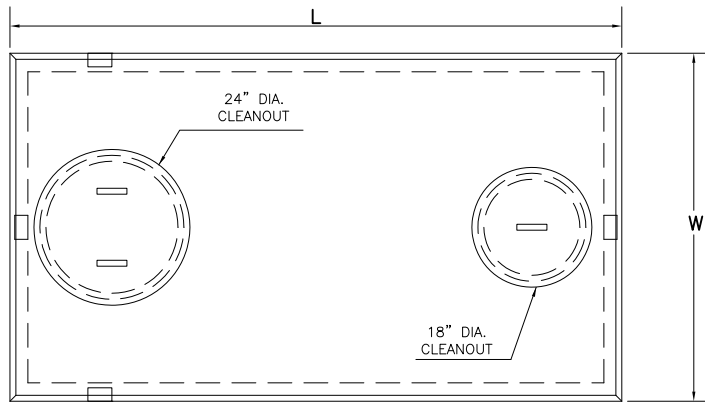
PRECAST CONCRETE 1000 Gallon Capacity Residential

Pump Chamber

MODEL NO.	LIQUID CAPACITY	LENGTH L	WIDTH W	INVERT I	HEIGHT H	WEIGHT (LBS.)
P1000RES	1000	8'-6"	4'-10"	4'-6"	5'-4"	8042

NOTES:

1. Concrete - 4,000 PSI @ 28 DAYS.
2. Meets or exceeds state and local requirements.
3. All shiplap joints sealed with Butyl Rubber.
4. Non-traffic loading use only.
5. Single compartment chamber.
6. Side inlet pipes shall extend to cleanout cover thru cast in pipe support.
7. Maximum fill over top of tank - 3 feet.
8. Chamber shall be supplied with tees.
9. Chamber shall be marked with manufacturer name, phone no., tank capacity, date of manufacture, and ASTM C1227 conformance.



**=Nominal Dimension. Slight variation in dimensions may occur due to tapering for manufacturing purposes.